



October
2020



NEWSLETTER OCTOBER 2020

Contents

Message from the President	2
Guild News	3
Roc Day Contest	3
Old News	4
Guild Meeting Location	4
New Members	4
Address List.....	4
Guild Officers	4
General Announcements	5
Obituaries	5
For Sale	6
Stories From the Guild	7
Vendors	13
New Member's Form	13
Zoom Details	15



October
2020



Message from the President

Dear Fellow Spinners,

Fall came very quickly. I hadn't been expecting to pull out my frozen tomato plants quite that early. Now being outdoors, I see all sorts of color combinations that would be so lovely, if spun together into a yarn.

On October 10th, we will be meeting again from 11am-3pm in the backyard of the Varna Community Center. I hope the weather will hold up enough, that we will be able to sit outside for a while. Bring some warm clothing in any case.

As a rain date and for those who cannot join on Saturday, we will also have a zoom meeting on Sunday October 11th from 12pm to 2pm.

Looking into the future for Roc-Day, we agreed last meeting that we'd find ways to have our competition and maybe classes with the help of the internet in January. However, the things like Ellie's paper bag raffle and the social gathering aspect of Roc Day will have to be postponed to late spring/early summer, when we can celebrate outdoors.

Hope to see you and wishing you beautiful fall days,

Angelika

Sunday Meeting ID: [886 6115 9347](#)

Passcode: 975565

Link: <https://us02web.zoom.us/j/88661159347?pwd=Z0djVXdLRfJaZEpFQVgxc1Nya1NwUT09>

Web Link:

<https://us02web.zoom.us/j/87434814250?pwd=WXlXQzJvVGhybVVRSXJGRG81Zmw4Zz09>

Guild News

The next meeting will be on Saturday, October 12th, at the Varna community center (953 Dryden Rd). The Guild meets on the second Saturday of every month. Exceptions are possible.

Roc Day Contest

Spin any yarn in any ply using the 3 ounces of the 3 primary-colored rovings being given out, which you may blend with a drum carder, hand cards, a blending board, or other blending technique. You may create any gauge yarn. Use only the fiber from the provided rovings with no additions of other fibers or embellishments. It is not necessary to use all the fiber. Unblended fiber from the rovings may be used to create yarn for up to 50% of the mittens.

Using your yarn(s) knit and/or crochet a pair of mittens either adult or child sized. The deadline for turning in your mittens to the judging table is 10:30 on Roc Day. There will be two judgments: one people's choice and one by judges.

This was interesting to organize as choosing the three primary colors from websites with appropriate rovings was done at a Zoom meeting. With input from those with good eyes for colors and the hope that the website colors were accurate, we have good primary colors for the contest. Packets for the contest were given out last guild meeting. If you have questions because the directions left out something important to you, or if you are interested in a contest packet and cannot attend the next meeting, please contact me at: ahfurman@yahoo.com.

The Fiber content is:

Pacific Wool and Fiber

100% Merino Wool
from Great Britain

Red # 1836

Blue # 3023

Yellow # 1842





October
2020



Old News

Guild Meeting Location

All members are asked to be on the lookout for an alternative potential meeting location in a reasonable price range. It must have adequate parking.

New Members

If you know of folks who would like to join, please have them contact Louise Henrie and pay dues at: henrielm6@aol.com.

Address List

We put together a list of names, email addresses, and telephone numbers for guild members. This list is available in printed form at guild meetings or by request to Secretary, Wayne Harbert at weh2@cornell.edu or phone [607-564-9328](tel:607-564-9328) .

Guild Officers

President	Angelika St.Laurent
Vice President	Sue Quick
Secretary	Wayne Harbert
Treasurer	Louise Henrie
Newsletter	Rachael Skye
Workshops	Position Open
Webmaster	Rosane Mordt
Roc-Day Coordinator	Yvonne LaMontagne



October
2020



General Announcements

Obituaries

In the last few weeks, the knitting world lost two exceptional people and amazing designers, Cat Bordhi and Annie Modesitt.

Closer to home, the guild has lost a former member, Jean Nowack. Jean Currie has a few words to share:

Jean was a terrific spinner and a really wonderful knitter. She would get wool sweaters from places like the Salvation Army, undo them and then knit up the most fabulous sweaters - her fairisles were great. She would knit or spin for a time in the mornings and Wayne would read to her. He was a painter. I have chairs that she caned. They were very unassuming people and lived very low key lives. I am sorry to have not seen her for a very long time.

Jean Nowack's full obituary is linked below. At Jean's request, there will be no service, and donations can be made in her honor to the Tompkins County Public Library or to the SPCA of Tompkins County because she passionately loved all animals.s

<https://www.legacy.com/obituaries/theithacajournal/obituary.aspx?n=jean-nowack&pid=196746256&fhid=7263>



For Sale

Karey Solomon has a few things for sale:

1. Beautifully finished Ashford Traveler wheel, barely used. I'm the second owner. The first one took one class and decided she hated spinning. I used it a little and realized my style of spinning is too thick for this wheel. \$400
2. Louet Hatbox wheel – from Holland – one too many for my small house - \$500 great condition, wonderful action, easy to take anywhere, new o-ring
3. Two simple knitting machines – both for \$50 together, need new sponge bars, great for working with thicker (sport to worsted) yarns.
4. For free – five boxes of mostly wool yarn from my stash. No way I'll use it all in this lifetime. Good for weaving, or felting. Person who takes them takes all of them, please. (Otherwise I'll start thinking of other reasons to keep them.)

To Place an Ad

The cost for ads is \$5.00 per month for non-members. Current members may submit one business-card sized classified ad per month for free. Send a check made out to BSHG to our treasurer, Louise Henrie, 417 2nd Street, Ithaca, NY 14850. Send the ad in digital form to the newsletter editor, rachael.siems.skye@gmail.com.

Ad Renewal

If you've had a business card in the newsletter for the last year, I would appreciate confirmation that you still want that ad to be run. Email your confirmation along with any updates to the editor, rachael.siems.skye@gmail.com. Ads will not be removed from the newsletter without further notice.



Stories From the Guild

While we're scattered, I've been collecting stories from our members. You can send stories to the email chat threads being sent around, post them to our Ravelry group, and check out the Facebook page. If you want help finding these groups or if you have a story to feature, email me at rachael.siems.skye@gmail.com

For my own part, I am working on the Roc Day contest, so there's no updates from me!

Best,
Rachael

A Few Bits

A few lighthearted tidbits from various members! Not full stories, but hopefully a few laughs.

Sharon would like to share a Far Side comic:

<https://www.thefarside.com/2020/10/01/3>

It's not a Creative Commons picture, so I can't put the actual comic here, but the website is free. The caption is:

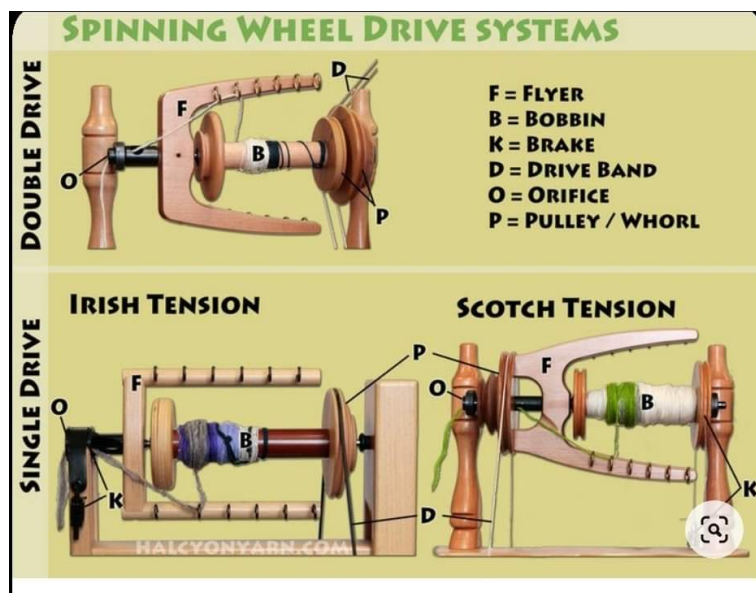

"It is a known fact that the sheep that give us steel wool have no natural enemies."

Suzanne sent in this video from the archives of the BBC, on the value and production of Shetland wool:

<https://www.facebook.com/watch/?v=2871609249523755>



Renata found some neat graphics for explaining some spinning concepts:



Victoria Marsted

I've been meaning to pass this along for months. It was a fairly quick and enjoyable knit and would be great with handspun yarn. Foul Temptress pattern by Emily O'Brien:

<https://www.ravelry.com/patterns/library/foul-temptress>





Angelika St. Laurent

Pictured is weaving I did with alpaca I got at Homespun in Trumansburg. The beige and dark brown are natural wool colors. I dyed the yellow, blue, and red using goldenrod, indigo and madder on white alpaca yarn. I'm planning to sew a garment for myself out of the pieces sometimes this fall or winter. (It depends a bit on how long it takes me to overcome my resistance to actually cutting my fabrics.)





Marianne Pelletier

I dutifully collected black walnuts last fall, put on 2 pairs of medical gloves, and peeled them. My fingers survived the dye, and the shells waited in a mesh bag for me. Then winter came and the shells stayed in my storage room.

When spring came, I decided that I had to use the dye, but it took till September for me to get around to it. This article shares the steps and how they came out, given that I couldn't get around to using the husks until almost a year after I collected them.

First, the mesh bag did not survive soaking in a bucket for several months. It disintegrated in enough places to shed husk all over the pan. So I had husk smutz all through my cooking pan, and I got most of it out through some cheesecloth but not all.

I have lost the photos I took of the process, which is too bad because some of them are funny. Maybe the story will suffice with the few photos I have.

First, I used a dyepot that is too small for a season's worth of husks, since the season's worth of husks took up about a gallon of space. But I boiled them (and the lovely looking white moss on top of them) with some more water. Water and dye boiled out of the pot often, leaving me with less dye. Good thing I did it outside. Here's a photo of the dye mess after I took out what remained of the mesh bag, which you can see above the pot.






Finally draining the whole thing into cheesecloth and into a larger pot, I set the Corno on to heat so I could put it in the dye pot. I have a photo of that.



Since I filtered only once, lots of husk bits ended up getting tangled up in the yarn, which made my eyes roll. I wish I had a photo of that for you, and when I rinsed the skeins by hanging them off a large branch and blasting water from the hose at them.

The yarn didn't come out very dark. It certainly didn't come out as dark as 2017, when I dyed in the wool the right way.





So, I guess I'm going to have to collect black walnuts again next year (this year the tree hasn't dropped any) and try one more time. Things I learned:

- I need to schedule the dye session within 2 weeks of shelling the nuts or I lose way too much time. Getting a big contract is no excuse for not using the dye right away.
- I have a bigger pot.
- The yarn could have been heated with vinegar instead of just in water to help it take the dye.
- Boiling dye all over my firepit is not productive.
- Straining out ALL the particle makes washing and knitting easier later on.
- Leaving a pot of dye in my firepit for 3 months and only remembering it while I write this article is probably not my best choice.

Hope you all share your dyeing stories.



ROVINGS

October
2020



Vendors

TRINITY FARM
Registered Shetland and Icelandic Sheep
hand-spun Yarns, Carded Rovings, Well-Skirted fleece

Margaret G. Flowers Matthew W. Dietert
Aurora, NY 13026
www.trinityfarm.net
315-246-1178 mflowers@wells.edu




spinning Bunny
Hand Dyed Fiber & Yarn
Hand Crafted Spindles & Stools
Patterns, Kits, Accessories
www.spinningbunny.com
www.etsy.com/shop/spinningbunny
607-227-1216
311B Tupper Rd, W. Danby, NY 14883

Handmade Glass Whorls
Buttons, Pins & Beads
by Isinglass Design 




glass whorls for
medieval & viking
inspired spindles

Beads, felted puppets and
scarves now at Ithacamad www.glassbead.etsy.com
facebook.com/glassbeadstudio



CHEMUNG VALLEY FIBER
ARTS GUILD



Dedicated to Preserving & Teaching the Art
of Handspinning and other Fiber Arts.
<http://chemungvalleyguild.wordpress.com/>



Lady Llama Fiber Co.
Fine Fiber Arts Products

Kelli Terwilliger
(716) 673-5050
ladyllamafiberco@gmail.com
Shop: www.ladyllamafiberco.etsy.com

Handpainted Yarn
Handspun Yarn
Spinning Fibers
Knitting Accessories
...and more

UNDENIABLY
Loopy
Award-Winning Design & Instruction

MARCIA WEINERT
knitting | handspinning | felting | crochet
585 872 4267 | undeniablyloopy@gmail.com | www.undeniablyloopy.com

Felted
Flora

Hand Knit & Felted Designs
by Renata Brenner
FeltedFlora@stny.rr.com
www.etsy.com/shop/FeltedFlora



October
2020



New Member's Form

Name _____

Address _____

Email (Print Neatly) _____

Phone # _____

This information will be shared with registered guild members. If you wish to remain anonymous, please let Louise Henrie know.

Please list your wheel(s) _____

Do you spindle spin? Yes or No (circle)

Do you Knit? Weave? Crochet? Dye? (Natural or Chemical?):

Would you be willing to share your skills with other members (ie: teach beginners, present a meeting topic, demo to the public, etc?)

If you raise fiber animals, please list them here _____

We need your help on committee(s). If you would like to volunteer, let our president, Angelika St. Laurent know.

Roc Day Programming Newsletter

Membership Website

Outreach Treasurer

Our newsletter is distributed electronically. If this is a problem, please contact Rachael Skye (734) 476-0634. Please fill this out and either bring it to a meeting or mail it with your check for \$25 to: Louise Henrie, 417 2nd Street, Ithaca, NY 14850



October
2020



Zoom Details

Angelika St.Laurent is inviting you to a scheduled Zoom meeting.

Topic: Angelika St.Laurent's Zoom Meeting

Time: Oct 11, 2020 12:00 PM Eastern Time (US and Canada)

Join Zoom Meeting

<https://us02web.zoom.us/j/88661159347?pwd=Z0djVXdLRfJaZEpfQVgxc1Nya1NwUT09>

Meeting ID: 886 6115 9347

Passcode: 975565

One tap mobile

+19292056099,,88661159347# US (New York)

+13126266799,,88661159347# US (Chicago)

Dial by your location

+1 929 205 6099 US (New York)

+1 312 626 6799 US (Chicago)

+1 301 715 8592 US (Germantown)

+1 669 900 6833 US (San Jose)

+1 253 215 8782 US (Tacoma)

+1 346 248 7799 US (Houston)

Meeting ID: 886 6115 9347

Find your local number: <https://us02web.zoom.us/j/88661159347>